



We offer a specialized service for Oversized and Overweight cargo

Great achievements require large commitments. In some industries there are products that exceed the standard, either by their size or weight.



Oversized and Overweight pieces



Because we understand the special needs of such cargo, we have designed a product that includes:

- Specialized on-ramp handling
- Specialized operational staff
- Load Master when required

Oversized cargo



A piece is considered oversized when its dimensions exceed the size of a Main deck position of a cargo aircraft and therefore occupies part of another position.

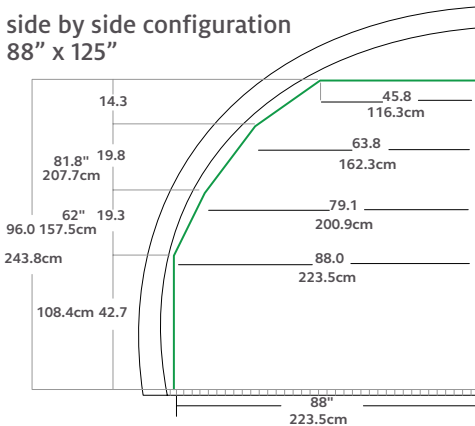
A B767-300 main deck position dimensions are 88" x 125" or 224cm x 318cm. An A330-200F Main deck position dimensions are 96" x 125" or 244cm x 318cm.



Boeing 767-300 Contours



side by side configuration
88" x 125"



This contour applies to 18 positions on a side by side configuration

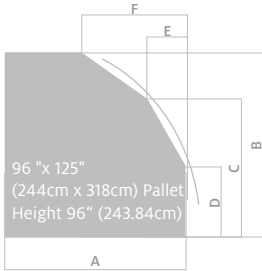
The dimensions of the door of this type of aircraft are: 102 "x 132" or 259.08 cm x 340.3 cm

Airbus A330-200F Contours

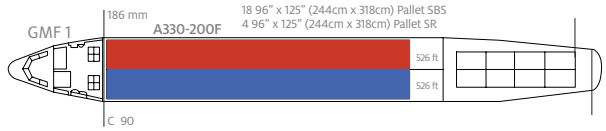


Our A330-200F has 6 contours, the dimensions of each one are:

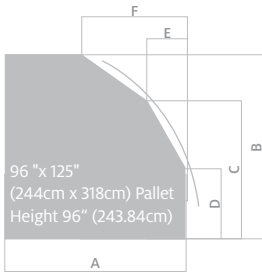
- **Contour 1.** Applies to the first 16 positions of the aircraft on a side by side configuration



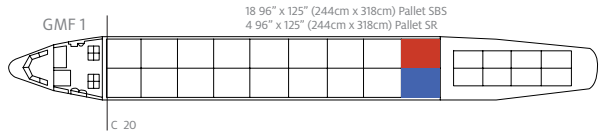
REFERENCE	DIMENSION (in)	DIMENSION (cm)
A	92.00	233.68
B	96.00	243.84
C	72.00	182.88
D	37.00	93.98
E	18.00	45.72
F	54.00	137.16



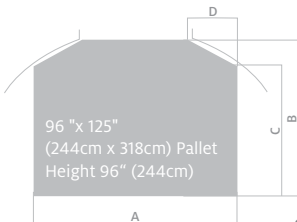
- **Contour 2.** Applies to MP positions left and right on a side by side configuration



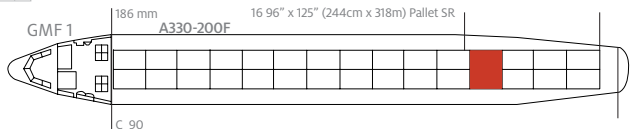
REFERENCE	DIMENSION (in)	DIMENSION (cm)
A	92.00	233.68
B	96.00	243.84
C	71.00	180.34
D	36.00	91.44
E	21.00	53.34
F	55.00	139.70



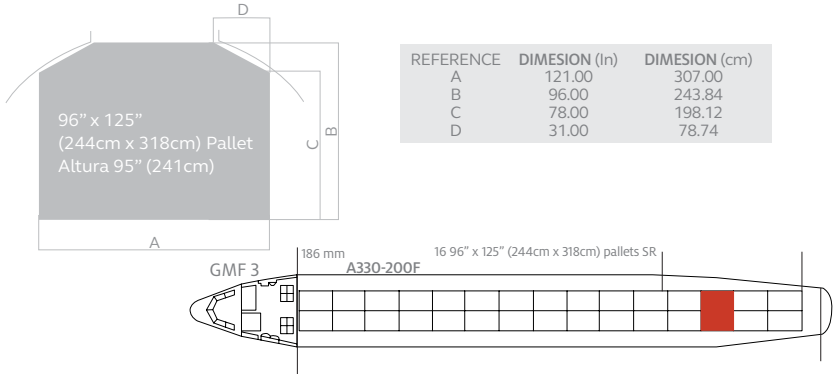
- **Contour 3.** Applies to the PP position on a side by side configuration



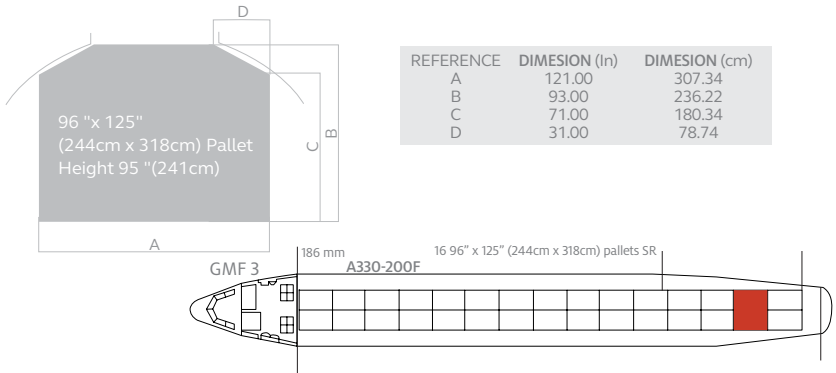
REFERENCE	DIMENSION (in)	DIMENSION (cm)
A	121.00	307.34
B	96.00	243.84
C	81.00	205.74
D	27.00	68.58



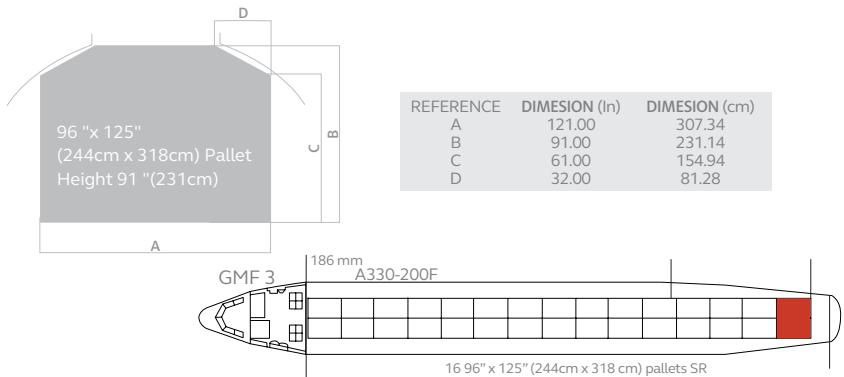
• **Contour 4.** Applies to the RR position on a Side by Side configuration



• **Contour 5.** Applies to the SS position on a Side by Side configuration



• **Contour 6.** Applies to the TT position Side by Side configuration





Overweight Cargo



A piece is considered Overweight when, due to its weight, it must be handled in a 16 ft (96" x 196" or 244cm x 318cm) or a 20 ft pallet (96" x 238" or 244cm x 605cm).

This kind of cargo requires specific configuration within the aircraft, as well as additional tie downs.

Maximum 16ft pallets at the Main Deck of an B767-300:

- Up to five 16ft pallets



Maximum 20ft and 16ft Pallets at the Main Deck of an A330-200F:

- Up to three 20ft pallets



- Up to four 16ft pallets

